



ASBK.COM.AU f t i y

Official ASBK Test : Phillip Island : February 2 & 3

bLU cRU OCEANIA JUNIOR CUP

Practice 7

Date: 03/02/19
Event: P25
Weather: Sunny - Temp: 24.2C
Track: Dry - Temp: 53.0C


Started at: 13:05:15
Laps: 15 Min
Starters: 24
Printed at: 13:26

CLASSIFICATION

Pos	No	Name	Machine	Fastest Lap	On Lap	Behind Prev	Behind Leader	Top Speed
1	21	Carter THOMPSON (NSW) / bLU cRU Yamaha / FIM Oceania / Motorcycling Aust.	Yamaha YZF-R15	2:14.835	4 of 7			137
2	28	Cormac BUCHANAN (NZ) / bLU cRU Yamaha / FIM Oceania / Motorcycling Aust.	Yamaha YZF-R15	2:15.334	6 of 7	.499	.499	131
3	31	Max GIBBONS (QLD) / bLU cRU Yamaha / FIM Oceania / Motorcycling Aust.	Yamaha YZF-R15	2:15.386	4 of 7	.052	.551	138
4	39	Glenn NELSON (QLD) / bLU cRU Yamaha / FIM Oceania / Motorcycling Aust.	Yamaha YZF-R15	2:15.486	3 of 7	.100	.651	138
5	24	Jamie PORT (VIC) / bLU cRU Yamaha / FIM Oceania / Motorcycling Aust.	Yamaha YZF-R15	2:15.681	4 of 7	.195	.846	137
6	53	Alex KENWORTHY-JONES (NSW) / bLU cRU Yamaha / FIM Oceania / Motorcycling Aust.	Yamaha YZF-R15	2:16.068	4 of 7	.387	1.233	134
7	46	Marianos NIKOLIS (NSW) / bLU cRU Yamaha / FIM Oceania / Motorcycling Aust.	Yamaha YZF-R15	2:16.287	7 of 7	.219	1.452	132
8	12	Reece OUGHTRED (VIC) / bLU cRU Yamaha / FIM Oceania / Motorcycling Aust.	Yamaha YZF-R15	2:16.506	4 of 7	.219	1.671	135
9	14	Jacob HATCH (QLD) / bLU cRU Yamaha / FIM Oceania / Motorcycling Aust.	Yamaha YZF-R15	2:16.515	4 of 7	.009	1.680	132
10	42	Cros FRANCIS (NSW) / bLU cRU Yamaha / FIM Oceania / Motorcycling Aust.	Yamaha YZF-R15	2:16.604	6 of 7	.089	1.769	133
11	36	Angus GRENFELL (VIC) / bLU cRU Yamaha / FIM Oceania / Motorcycling Aust.	Yamaha YZF-R15	2:16.676	3 of 7	.072	1.841	131
12	58	Lucas QUINN (QLD) / bLU cRU Yamaha / FIM Oceania / Motorcycling Aust.	Yamaha YZF-R15	2:16.708	5 of 7	.032	1.873	136
13	69	Archie McDONALD (NSW) / bLU cRU Yamaha / FIM Oceania / Motorcycling Aust.	Yamaha YZF-R15	2:16.854	3 of 7	.146	2.019	138
14	17	Hunter DIPLOCK (NSW) / bLU cRU Yamaha / FIM Oceania / Motorcycling Aust.	Yamaha YZF-R15	2:16.891	4 of 5	.037	2.056	138
15	32	Jai RUSSO (NSW) / bLU cRU Yamaha / FIM Oceania / Motorcycling Aust.	Yamaha YZF-R15	2:17.190	3 of 7	.299	2.355	137
16	59	Tom DRANE (NSW) / bLU cRU Yamaha / FIM Oceania / Motorcycling Aust.	Yamaha YZF-R15	2:17.339	4 of 7	.149	2.504	135
17	15	Zak PETTENDY (NSW) / bLU cRU Yamaha / FIM Oceania / Motorcycling Aust.	Yamaha YZF-R15	2:18.486	3 of 6	1.147	3.651	137
18	18	Tom CONNORS (NSW) / bLU cRU Yamaha / FIM Oceania / Motorcycling Aust.	Yamaha YZF-R15	2:21.808	7 of 7	3.322	6.973	130
19	55	Varis FLEMING (VIC) / bLU cRU Yamaha / FIM Oceania / Motorcycling Aust.	Yamaha YZF-R15	2:22.611	7 of 7	.803	7.776	135


Scott Laing
Chief Time Keeper - Scott Laing

Clerk of Course - Simon Maas



Computime Race Timing Systems Pty Ltd © 1996
Licensed to Computime Race Timing Systems
www.computime.com.au

COMPUTIME RACE TIMING SYSTEMS PTY LTD





ASBK.COM.AU f t i y

Official ASBK Test : Phillip Island : February 2 & 3

bLU cRU OCEANIA JUNIOR CUP

Practice 7

Date: 03/02/19
Event: P25
Weather: Sunny - Temp: 24.2C
Track: Dry - Temp: 53.0C

Started at: 13:05:15
Laps: 15 Min
Starters: 24
Printed at: 13:26

CLASSIFICATION

Pos	No	Name	Machine	Fastest Lap	On Lap	Behind Prev	Behind Leader	Top Speed
20	37	Patrick BOGNAR (VIC) / bLU cRU Yamaha / FIM Oceania / Motorcycling Aust.	Yamaha YZF-R15	2:25.186	2 of 7	2.575	10.351	130
21	27	Toby JAMES (VIC) / bLU cRU Yamaha / FIM Oceania / Motorcycling Aust.	Yamaha YZF-R15	2:25.504	4 of 7	.318	10.669	133
22	26	Dominic FLETCHER (NSW) / bLU cRU Yamaha / FIM Oceania / Motorcycling Aust.	Yamaha YZF-R15	2:26.056	5 of 7	.552	11.221	128
23	22	Lincoln KNIGHT (NSW) / bLU cRU Yamaha / FIM Oceania / Motorcycling Aust.	Yamaha YZF-R15	2:31.066	5 of 6	5.010	16.231	130
24	44	Pyper KENT (WA) / bLU cRU Yamaha / FIM Oceania / Motorcycling Aust.	Yamaha YZF-R15	2:49.892	6 of 6	18.826	35.057	121

Current best lap for OJC class - 2:14.735 by Max GIBBONS (QLD) on a Yamaha YZF-R15 set on 03/02/19


Scott Laing
Chief Time Keeper - Scott Laing

.....
Clerk of Course - Simon Maas



Computime Race Timing Systems Pty Ltd © 1996
Licensed to Computime Race Timing Systems
www.computime.com.au

COMPUTIME RACE TIMING SYSTEMS PTY LTD





ASBK.COM.AU f t i y

Official ASBK Test : Phillip Island : February 2 & 3

bLU cRU OCEANIA JUNIOR CUP

Practice 7

Date: 03/02/19
Event: P25
Weather: Sunny - Temp: 24.2C
Track: Dry - Temp: 53.0C


Started at: 13:05:15
Laps: 15 Min
Starters: 24
Printed at: 13:26

LAP TIMES

No	Name	Lap 1	Lap 2	Lap 3	Lap 4	Lap 5	Lap 6	Lap 7
12	Reece OUGHTRED (VIC)	2:26.741	2:17.751	2:18.090	2:16.506	2:17.601	2:18.563	2:18.648
14	Jacob HATCH (QLD)	2:26.184	2:17.941	2:18.007	2:16.515	2:55.424	2:24.548	2:19.336
15	Zak PETTENDY (NSW)	2:33.311	2:18.963	2:18.486	2:21.327	2:23.359	2:23.326	
17	Hunter DIPLOCK (NSW)	2:33.873	2:17.277	2:17.303	2:16.891	2:18.506		
18	Tom CONNORS (NSW)	2:40.872	2:23.075	2:23.110	2:22.865	2:23.141	2:22.283	2:21.808
21	Carter THOMPSON (NSW)	2:30.138	2:17.123	2:15.513	2:14.835	2:16.175	2:16.535	2:16.217
22	Lincoln KNIGHT (NSW)	2:47.886	2:32.714	2:32.015	2:31.632	2:31.066	2:32.211	
24	Jamie PORT (VIC)	2:26.894	2:18.511	2:18.599	2:15.681	2:17.190	2:18.616	2:18.651
26	Dominic FLETCHER (NSW)	2:39.187	2:26.617	2:27.156	2:26.214	2:26.056	2:26.637	2:26.314
27	Toby JAMES (VIC)	2:33.734	2:26.754	2:25.721	2:25.504	2:26.632	2:25.789	2:26.669
28	Cormac BUCHANAN (NZ)	2:22.784	2:17.455	2:17.024	2:16.523	2:18.369	2:15.334	2:16.579
31	Max GIBBONS (QLD)	2:29.413	2:17.189	2:15.683	2:15.386	2:15.523	2:16.619	2:16.284
32	Jai RUSSO (NSW)	2:33.861	2:17.968	2:17.190	2:17.251	2:18.258	2:17.869	2:19.426
36	Angus GRENFELL (VIC)	2:23.329	2:17.295	2:16.676	2:17.114	2:16.709	2:16.740	2:16.913
37	Patrick BOGNAR (VIC)	2:35.202	2:25.186	2:25.251	2:26.567	2:25.890	2:26.492	2:25.617
39	Glenn NELSON (QLD)	2:29.505	2:17.322	2:15.486	2:15.595	2:15.514	2:16.693	2:16.212
42	Cros FRANCIS (NSW)	2:23.098	2:16.671	2:17.071	2:16.665	2:16.934	2:16.604	2:16.804
44	Pyper KENT (WA)	3:05.124	2:54.207	2:57.536	2:51.364	2:50.669	2:49.892	
46	Marianos NIKOLIS (NSW)	2:25.012	2:17.635	2:17.352	2:16.758	2:17.499	2:16.744	2:16.287
53	Alex KENWORTHY-JONES (NSW)	2:26.759	2:17.520	2:19.036	2:16.068	2:17.837	2:17.933	2:18.697
55	Varis FLEMING (VIC)	2:35.559	2:22.856	2:24.421	2:25.491	2:25.536	2:23.920	2:22.611
58	Lucas QUINN (QLD)	2:32.508	2:18.240	2:17.423	2:18.476	2:16.708	2:17.674	2:17.563
59	Tom DRANE (NSW)	2:32.617	2:18.347	2:17.926	2:17.339	2:19.087	2:45.435	2:19.448
69	Archie McDONALD (NSW)	2:33.474	2:17.380	2:16.854	2:18.074	2:17.259	2:17.732	2:17.434

Scott Laing
Chief Time Keeper - Scott Laing

.....
Clerk of Course - Simon Maas



Computime Race Timing Systems Pty Ltd © 1996
Licensed to Computime Race Timing Systems

www.computime.com.au

COMPUTIME RACE TIMING SYSTEMS PTY LTD

Official ASBK Test : Phillip Island : February 2 & 3

bLU cRU OCEANIA JUNIOR CUP

Practice 7

Date: 03/02/19
 Event: P25
 Weather: Sunny - Temp: 24.2C
 Track: Dry - Temp: 53.0C

Started at: 13:05:15
 Laps: 15 Min
 Starters: 24
 Printed at: 13:26

SPLIT TIMES

Lap	Split 1	Split 2	Split 3	Split 4	Lap Time	Spd	Lap	Split 1	Split 2	Split 3	Split 4	Lap Time	Spd
12 Reece OUGHTRED (VIC) (8th)							3	35.304	40.520	27.391	39.895	2:23.110	127
1	42.119	39.432	26.273	38.917	2:26.741 P		4	35.418	40.544	27.416	39.487	2:22.865	126
2	34.012	38.871	26.548	38.320	2:17.751	131	5	35.079	40.429	27.482	40.151	2:23.141	130
3	34.190	38.960	26.269	38.671	2:18.090	132	6	35.166	40.013	27.507	39.597	2:22.283	127
4	34.178	38.601	26.158	37.569	2:16.506	129	7	34.757	40.027	27.301	39.723	2:21.808	129
5	34.315	39.059	26.119	38.108	2:17.601	129	21 Carter THOMPSON (NSW) (1st)						
6	34.143	38.953	26.994	38.473	2:18.563	135	1	45.567	40.146	26.612	37.813	2:30.138 P	
7	34.500	38.694	26.425	39.029	2:18.648	128	2	33.580	38.958	26.741	37.844	2:17.123	137
14 Jacob HATCH (QLD) (9th)							3	33.733	37.861	25.857	38.062	2:15.513	136
1	42.013	39.014	26.265	38.892	2:26.184 P		4	33.293	37.829	26.001	37.712	2:14.835	136
2	33.586	38.194	26.743	39.418	2:17.941	131	5	33.674	39.101	25.650	37.750	2:16.175	132
3	34.190	38.428	26.407	38.982	2:18.007	132	6	33.772	38.261	26.161	38.341	2:16.535	131
4	33.883	38.487	26.059	38.086	2:16.515	130	7	34.908	37.807	25.705	37.797	2:16.217	127
5		1:42.318	30.051	43.055	2:55.424	132	22 Lincoln KNIGHT (NSW) (23th)						
6	39.072	39.271	26.405	39.800	2:24.548	99	1	51.955	44.528	28.594	42.809	2:47.886 P	
7	33.929	38.973	26.875	39.559	2:19.336	129	2	37.102	43.809	29.258	42.545	2:32.714	130
15 Zak PETTENDY (NSW) (17th)							3	37.232	43.698	28.839	42.246	2:32.015	127
1	46.554	40.649	26.731	39.377	2:33.311 P		4	37.602	43.306	28.667	42.057	2:31.632	127
2	33.512	39.645	26.427	39.379	2:18.963	136	5	37.033	43.014	28.641	42.378	2:31.066	127
3	33.485	39.566	26.446	38.989	2:18.486	137	6	37.142	43.610	28.930	42.529	2:32.211	127
4	34.105	40.214	27.498	39.510	2:21.327	132	24 Jamie PORT (VIC) (5th)						
5	34.821	40.650	27.653	40.235	2:23.359	128	1	41.436	39.656	26.805	38.997	2:26.894 P	
6	35.227	40.441	27.652	40.006	2:23.326	128	2	34.510	39.153	26.769	38.079	2:18.511	131
17 Hunter DIPLOCK (NSW) (14th)							3	33.860	39.699	26.757	38.283	2:18.599	137
1	48.572	39.917	26.444	38.940	2:33.873 P		4	33.923	38.457	25.757	37.544	2:15.681	137
2	33.643	38.917	26.133	38.584	2:17.277	138	5	33.825	38.986	26.091	38.288	2:17.190	136
3	33.195	39.228	26.043	38.837	2:17.303	136	6	34.334	39.293	26.434	38.555	2:18.616	133
4	33.323	38.863	26.233	38.472	2:16.891	132	7	34.240	39.213	26.141	39.057	2:18.651	128
5	33.827	39.031	26.171	39.477	2:18.506	135	26 Dominic FLETCHER (NSW) (22th)						
18 Tom CONNORS (NSW) (18th)							1	48.863	41.481	27.863	40.980	2:39.187 P	
1	50.688	42.184	27.577	40.423	2:40.872 P		2	35.956	41.559	28.244	40.858	2:26.617	126
2	34.991	40.683	27.659	39.742	2:23.075	128	3	35.573	40.661	27.413	43.509	2:27.156	128



Scott Laing
 Chief Time Keeper - Scott Laing

Clerk of Course - Simon Maas

Computime Race Timing Systems Pty Ltd © 1996
 Licensed to Computime Race Timing Systems

www.computime.com.au

COMPUTIME RACE TIMING SYSTEMS PTY LTD





ASBK.COM.AU f t i y

Official ASBK Test : Phillip Island : February 2 & 3

bLU cRU OCEANIA JUNIOR CUP

Practice 7

Date: 03/02/19
Event: P25
Weather: Sunny - Temp: 24.2C
Track: Dry - Temp: 53.0C

Started at: 13:05:15
Laps: 15 Min
Starters: 24
Printed at: 13:26

SPLIT TIMES

Lap	Split 1	Split 2	Split 3	Split 4	Lap Time	Spd	Lap	Split 1	Split 2	Split 3	Split 4	Lap Time	Spd
4	36.358	41.082	28.070	40.704	2:26.214	122	4	33.881	38.525	26.305	38.540	2:17.251	131
5	36.320	40.950	28.211	40.575	2:26.056	123	5	34.139	39.093	25.913	39.113	2:18.258	137
6	36.350	41.323	28.242	40.722	2:26.637	124	6	33.658	38.599	26.476	39.136	2:17.869	134
7	36.236	41.219	28.143	40.716	2:26.314	123	7	34.938	39.253	26.591	38.644	2:19.426	126

27 Toby JAMES (VIC) (21th)

1	43.191	41.397	28.544	40.602	2:33.734 P	
2	35.918	41.230	28.580	41.026	2:26.754	133
3	36.073	41.851	27.809	39.988	2:25.721	130
4	35.586	41.369	27.920	40.629	2:25.504	129
5	35.883	41.478	28.536	40.735	2:26.632	127
6	35.726	41.143	28.137	40.783	2:25.789	128
7	37.306	40.904	28.229	40.230	2:26.669	129

36 Angus GRENFELL (VIC) (11th)

1	40.027	38.670	26.438	38.194	2:23.329 P	
2	34.090	38.620	26.418	38.167	2:17.295	127
3	33.830	38.323	26.150	38.373	2:16.676	129
4	34.325	38.112	26.414	38.263	2:17.114	127
5	34.195	37.849	26.407	38.258	2:16.709	131
6	34.113	38.082	26.177	38.368	2:16.740	126
7	35.104	37.785	25.735	38.289	2:16.913	129

28 Cormac BUCHANAN (NZ) (2nd)

1	40.074	38.466	26.350	37.894	2:22.784 P	
2	34.277	38.294	26.476	38.408	2:17.455	127
3	33.676	38.532	26.348	38.468	2:17.024	131
4	33.771	38.518	26.312	37.922	2:16.523	131
5	34.203	38.021	26.275	39.870	2:18.369	127
6	33.475	37.506	26.043	38.310	2:15.334	130
7	33.906	38.142	26.269	38.262	2:16.579	129

37 Patrick BOGNAR (VIC) (20th)

1	46.235	41.594	27.453	39.920	2:35.202 P	
2	34.735	40.980	28.189	41.282	2:25.186	129
3	35.659	41.173	27.753	40.666	2:25.251	129
4	37.140	41.306	27.768	40.353	2:26.567	126
5	36.031	41.295	27.922	40.642	2:25.890	129
6	36.013	41.300	28.932	40.247	2:26.492	126
7	35.427	41.541	28.085	40.564	2:25.617	130

31 Max GIBBONS (QLD) (3rd)

1	45.378	39.420	26.263	38.352	2:29.413 P	
2	33.649	38.916	26.241	38.383	2:17.189	134
3	33.774	38.489	25.586	37.834	2:15.683	133
4	33.499	38.120	25.644	38.123	2:15.386	138
5	33.909	38.617	25.422	37.575	2:15.523	131
6	34.063	38.407	25.701	38.448	2:16.619	134
7	34.210	38.237	26.450	37.387	2:16.284	132

39 Glenn NELSON (QLD) (4th)

1	45.411	39.105	26.310	38.679	2:29.505 P	
2	34.132	39.126	26.155	37.909	2:17.322	130
3	33.456	38.322	25.814	37.894	2:15.486	133
4	33.421	38.722	25.647	37.805	2:15.595	138
5	33.328	38.028	26.140	38.018	2:15.514	135
6	34.004	38.056	26.458	38.175	2:16.693	131
7	34.255	38.080	26.119	37.758	2:16.212	126

32 Jai RUSSO (NSW) (15th)



1	48.030	39.550	26.974	39.307	2:33.861 P	
2	33.944	38.518	26.408	39.098	2:17.968	133
3	33.768	39.244	26.250	37.928	2:17.190	132

42 Cros FRANCIS (NSW) (10th)

1	40.384	38.483	25.930	38.301	2:23.098 P	
2	33.717	38.034	26.417	38.503	2:16.671	131
3	33.933	38.297	26.260	38.581	2:17.071	128

Scott Laing
Chief Time Keeper - Scott Laing

Clerk of Course - Simon Maas



Computime Race Timing Systems Pty Ltd © 1996
Licensed to Computime Race Timing Systems

www.computime.com.au

COMPUTIME RACE TIMING SYSTEMS PTY LTD

Official ASBK Test : Phillip Island : February 2 & 3

bLU cRU OCEANIA JUNIOR CUP

Practice 7

Date: 03/02/19
Event: P25
Weather: Sunny - Temp: 24.2C
Track: Dry - Temp: 53.0C

Started at: 13:05:15
Laps: 15 Min
Starters: 24
Printed at: 13:26

SPLIT TIMES

Lap	Split 1	Split 2	Split 3	Split 4	Lap Time	Spd	Lap	Split 1	Split 2	Split 3	Split 4	Lap Time	Spd
4	33.706	38.462	26.305	38.192	2:16.665	133	3	35.510	40.899	27.163	40.849	2:24.421	131
5	33.963	38.414	26.222	38.335	2:16.934	130	4	35.839	41.540	27.693	40.419	2:25.491	127
6	33.819	38.396	26.342	38.047	2:16.604	131	5	36.158	41.257	27.720	40.401	2:25.536	126
7	34.062	38.305	26.200	38.237	2:16.804	129	6	35.625	40.779	27.581	39.935	2:23.920	128
							7	35.420	40.373	27.004	39.814	2:22.611	130
44 Pyper KENT (WA) (24th)													
1	54.265	49.183	34.285	47.391	3:05.124 P								
2	43.270	49.880	33.933	47.124	2:54.207	116							
3	44.408	50.079	35.312	47.737	2:57.536	115							
4	42.904	48.623	33.911	45.926	2:51.364	121							
5	43.107	47.826	33.521	46.215	2:50.669	120							
6	41.939	48.262	33.559	46.132	2:49.892	119							
							58 Lucas QUINN (QLD) (12th)						
							1	46.967	40.213	26.442	38.886	2:32.508 P	
							2	34.119	39.041	26.623	38.457	2:18.240	131
							3	33.602	38.984	26.484	38.353	2:17.423	132
							4	33.824	39.306	27.064	38.282	2:18.476	133
							5	33.328	38.551	26.111	38.718	2:16.708	136
							6	33.980	38.073	26.191	39.430	2:17.674	131
							7	34.394	38.747	26.538	37.884	2:17.563	128
46 Marianos NIKOLIS (NSW) (7th)													
1	41.722	38.918	25.985	38.387	2:25.012 P								
2	34.537	38.988	25.995	38.115	2:17.635	128							
3	34.715	38.763	26.089	37.785	2:17.352	127							
4	34.494	38.398	26.071	37.795	2:16.758	129							
5	34.707	39.254	25.618	37.920	2:17.499	129							
6	34.353	38.645	25.738	38.008	2:16.744	132							
7	34.664	38.336	25.685	37.602	2:16.287	127							
							59 Tom DRANE (NSW) (16th)						
							1	46.570	40.509	26.461	39.077	2:32.617 P	
							2	34.393	39.189	26.300	38.465	2:18.347	131
							3	34.175	39.438	25.897	38.416	2:17.926	134
							4	33.883	39.034	26.295	38.127	2:17.339	135
							5	34.830	39.029	26.064	39.164	2:19.087	129
							6	34.204	39.008	26.145	1:06.078	2:45.435	131
							7	34.914	39.450	26.450	38.634	2:19.448	127
53 Alex KENWORTHY-JONES (NSW) (6th)													
1	42.088	39.355	26.597	38.719	2:26.759 P								
2	34.443	38.811	26.257	38.009	2:17.520	131							
3	34.126	40.134	26.457	38.319	2:19.036	131							
4	33.918	38.789	25.961	37.400	2:16.068	134							
5	33.962	39.045	26.416	38.414	2:17.837	133							
6	33.805	39.138	26.716	38.274	2:17.933	133							
7	34.531	39.022	26.348	38.796	2:18.697	127							
							69 Archie McDONALD (NSW) (13th)						
							1	47.979	39.964	26.652	38.879	2:33.474 P	
							2	34.062	38.926	26.052	38.340	2:17.380	136
							3	33.866	38.761	26.221	38.006	2:16.854	138
							4	34.229	39.134	26.419	38.292	2:18.074	131
							5	34.228	38.626	26.061	38.344	2:17.259	130
							6	33.856	38.767	25.998	39.111	2:17.732	132
							7	33.998	39.025	26.613	37.798	2:17.434	131
55 Varis FLEMING (VIC) (19th)													
1	47.547	40.805	27.681	39.526	2:35.559 P								
2	34.619	40.651	27.523	40.063	2:22.856	135							

Scott Laing


Chief Time Keeper - Scott Laing

Clerk of Course - Simon Maas

Computime Race Timing Systems Pty Ltd © 1996
Licensed to Computime Race Timing Systems

www.computime.com.au

COMPUTIME RACE TIMING SYSTEMS PTY LTD





ASBK.COM.AU f t i y

Official ASBK Test : Phillip Island : February 2 & 3

bLU cRU OCEANIA JUNIOR CUP

Practice 7

Date: 03/02/19
Event: P25
Weather: Sunny - Temp: 24.2C
Track: Dry - Temp: 53.0C


Started at: 13:05:15
Laps: 15 Min
Starters: 24
Printed at: 13:26

FASTEST LAPS SEQUENCE

Race Time	No	Name	Machine	Fastest Lap	On Lap
2:26.405	28	Cormac BUCHANAN (NZ)	Yamaha YZF-R15	2:22.784	1
4:43.746	36	Angus GRENFELL (VIC)	Yamaha YZF-R15	2:17.295	2
4:43.767	42	Cros FRANCIS (NSW)	Yamaha YZF-R15	2:16.671	2
7:07.333	39	Glenn NELSON (QLD)	Yamaha YZF-R15	2:15.486	3
9:22.382	21	Carter THOMPSON (NSW)	Yamaha YZF-R15	2:14.835	4

Scott Laing
Chief Time Keeper - Scott Laing

.....
Clerk of Course - Simon Maas



Computime Race Timing Systems Pty Ltd © 1996
Licensed to Computime Race Timing Systems
www.computime.com.au

COMPUTIME RACE TIMING SYSTEMS PTY LTD



ASBK.COM.AU f t i y

Official ASBK Test : Phillip Island : February 2 & 3

bLU cRU OCEANIA JUNIOR CUP

Practice 7

Date: 03/02/19
Event: P25
Weather: Sunny - Temp: 24.2C
Track: Dry - Temp: 53.0C

Started at: 13:05:15
Laps: 15 Min
Starters: 24
Printed at: 13:26

BEST PARTIAL TIMES

Pos	Split 1		Split 2		Split 3		Split 4		LAP		Ideal	Fastest
	Name	Time	Name	Time	Name	Time	Name	Time	Name			
1	H. DIPLOCK	33.168	C. BUCHANA	37.506	M. GIBBONS	25.422	M. GIBBONS	37.387	M. GIBBONS	2:14.428	2:15.386	
2	C. THOMPSON	33.293	A. GRENFELL	37.785	M. NIKOLIS	25.618	A. KENWORT	37.400	C. THOMPSON	2:14.462	2:14.835	
3	G. NELSON	33.328	C. THOMPSON	37.807	G. NELSON	25.647	J. PORT	37.544	G. NELSON	2:14.761	2:15.486	
4	L. QUINN	33.328	G. NELSON	38.028	C. THOMPSON	25.650	R. OUGHTRE	37.569	C. BUCHANA	2:14.918	2:15.334	
5	C. BUCHANA	33.475	C. FRANCIS	38.034	A. GRENFELL	25.735	M. NIKOLIS	37.602	L. QUINN	2:15.396	2:16.708	
6	Z. PETTENDY	33.485	L. QUINN	38.073	J. PORT	25.757	C. THOMPSON	37.712	A. GRENFELL	2:15.517	2:16.676	
7	M. GIBBONS	33.499	M. GIBBONS	38.120	T. DRANE	25.897	G. NELSON	37.758	J. PORT	2:15.583	2:15.681	
8	J. HATCH	33.586	J. HATCH	38.194	J. RUSSO	25.913	A. McDONALD	37.798	C. FRANCIS	2:15.717	2:16.604	
9	J. RUSSO	33.658	M. NIKOLIS	38.336	C. FRANCIS	25.930	L. QUINN	37.884	M. NIKOLIS	2:15.909	2:16.287	
10	C. FRANCIS	33.706	J. PORT	38.457	A. KENWORT	25.961	C. BUCHANA	37.894	J. HATCH	2:15.925	2:16.515	
11	A. KENWORT	33.805	J. RUSSO	38.518	A. McDONALD	25.998	J. RUSSO	37.928	A. KENWORT	2:15.955	2:16.068	
12	J. PORT	33.825	R. OUGHTRE	38.601	C. BUCHANA	26.043	C. FRANCIS	38.047	J. RUSSO	2:16.017	2:17.190	
13	A. GRENFELL	33.830	A. McDONALD	38.626	H. DIPLOCK	26.043	J. HATCH	38.086	A. McDONALD	2:16.278	2:16.854	
14	A. McDONALD	33.856	A. KENWORT	38.789	J. HATCH	26.059	T. DRANE	38.127	R. OUGHTRE	2:16.301	2:16.506	
15	T. DRANE	33.883	H. DIPLOCK	38.863	L. QUINN	26.111	A. GRENFELL	38.167	H. DIPLOCK	2:16.546	2:16.891	
16	R. OUGHTRE	34.012	T. DRANE	39.008	R. OUGHTRE	26.119	H. DIPLOCK	38.472	T. DRANE	2:16.915	2:17.339	
17	M. NIKOLIS	34.353	Z. PETTENDY	39.566	Z. PETTENDY	26.427	Z. PETTENDY	38.989	Z. PETTENDY	2:18.467	2:18.486	
18	V. FLEMING	34.619	T. CONNORS	40.013	V. FLEMING	27.004	T. CONNORS	39.487	V. FLEMING	2:21.522	2:22.611	
19	P. BOGNAR	34.735	V. FLEMING	40.373	T. CONNORS	27.301	V. FLEMING	39.526	T. CONNORS	2:21.558	2:21.808	
20	T. CONNORS	34.757	D. FLETCHER	40.661	D. FLETCHER	27.413	P. BOGNAR	39.920	P. BOGNAR	2:23.088	2:25.186	
21	D. FLETCHER	35.573	T. JAMES	40.904	P. BOGNAR	27.453	T. JAMES	39.988	D. FLETCHER	2:24.222	2:26.056	
22	T. JAMES	35.586	P. BOGNAR	40.980	T. JAMES	27.809	D. FLETCHER	40.575	T. JAMES	2:24.287	2:25.504	
23	L. KNIGHT	37.033	L. KNIGHT	43.014	L. KNIGHT	28.594	L. KNIGHT	42.057	L. KNIGHT	2:30.698	2:31.066	
24	P. KENT	41.939	P. KENT	47.826	P. KENT	33.521	P. KENT	45.926	P. KENT	2:49.212	2:49.892	

Scott Laing
Chief Time Keeper - Scott Laing

Clerk of Course - Simon Maas

Computime Race Timing Systems Pty Ltd © 1996
Licensed to Computime Race Timing Systems

www.computime.com.au

COMPUTIME RACE TIMING SYSTEMS PTY LTD

